



BCW Web Browser Versions and Update Instructions

Updated 6/4/2020

To remain HIPAA compliant and adhere to DPH security requirements, all BCW providers (public and private) are responsible for ensuring that the web browser on the PC\Mac\Linux\mobile computing end points used to access BIBS meet the following requirements:

1. Updated to the latest current browser version.

NOTE: Browser versions change frequently, and the provider is responsible for maintaining an up-to-date version of the browser. The list of current browser versions can be found on the BIBS website under Helpful Documents. This list will be updated monthly.

2. Has Transport Layer Security (TLS) encryption protocol enabled (1.2 and later) and all Secure Sockets Layer (SSL) encryption disabled. Instructions on how to ensure that Transport Layer Security is selected properly can be found at: <https://help.wheniwork.com/articles/enable-tls-v12-on-your-web-browser/>

3. Is one of the following 5 most popular web browsers supported by BIBS by default:

- a. Microsoft Internet Explorer
- b. Microsoft Edge
- c. Mozilla Firefox
- d. Google Chrome
- e. Apple Safari

4. An update is being made to BIBS and within the next 30 days the following browser versions and one version before will allow access to BIBS.

- a. Microsoft Internet Explorer - v11
- b. Microsoft Edge – v18
- c. Mozilla Firefox – v77
- d. Google Chrome – v83
- e. Apple Safari – v12

BCW Web Browser Versions and Update Instructions

Updated 6/4/2020



Microsoft Internet Explorer


The latest version or the next to the latest version must be used.

Do not use any older version as they are not HIPAA compliant

If your Internet Explorer browser version is not IE 11, you will be denied access to BIBS

To determine what version of IE you are using:

- a. Open IE
- b. At the top right of the program window, click the gear icon  or the question mark icon 
- c. Select "About Internet Explorer"
- d. When the "About Internet Explorer" window appears, the IE version number will be listed next to the word "Version". Check that the version begins with "11"



BCW Web Browser Versions and Update Instructions

Updated 6/4/2020

Microsoft Edge

Microsoft Edge is the default Microsoft browser for all Windows 10 devices. The latest version or the next to the latest version must be used.

As of May 19, 2020, the latest version is **81.0.416.72**, which is version **81**.

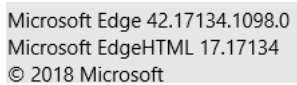
NOTE: Browser versions change frequently, and you are responsible for maintaining an up-to-date version of the browser. The list of current browser versions can be found on the BIBS website under Helpful Documents.

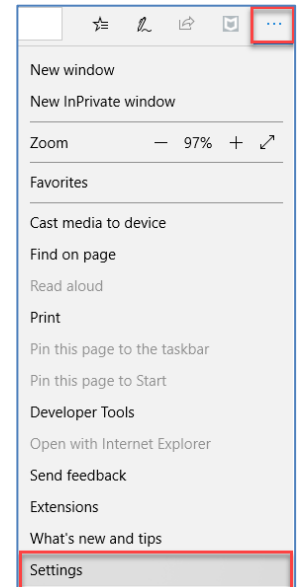
If your Microsoft Edge browser version is not the current latest version or the next to latest version, you will be denied access to BIBS starting July 28, 2020.

Updates to Edge are automatically installed when Windows 10 is updated. To keep Edge up to date, you need to keep Windows 10 up to date.

Microsoft Windows 10 automatically updates itself and will periodically check for updates and install them. This will automatically mean that you have the latest "stable" version of the Edge web browser.

To determine what version of Edge you are using:

1. Launch the **Edge Browser**.
2. In the upper-right corner of the browser window, choose **⋮** and then click **Settings**.
3. Scroll down. Under *About this app* you will see your current version.
4. 



Why has Edge's version number jumped up from 44?

Microsoft Edge's version number used to be 44, however with the release of the "new" version of Edge (in early 2020), Microsoft's Edge development team have decided to base a lot of the Edge Browser on the "Chromium" browser project. Chromium has always provided the underlying technology for Google's "Chrome" Browser, and now it's used for the Edge browser as well. Now the version number will appear as, **81.0.4XX.XX**.

Because of this, the Edge team have decided (wisely!) to make Edge's version number be very similar to the version number of Chromium that it's based on. This is why now both Edge and [Chrome](#) have very similar version numbers - the numbers are in fact based on the version of Chromium that they're both using.

Therefore, suddenly Edge has a version number much higher than it used to be.

BCW Web Browser Versions and Update Instructions

Updated 6/4/2020

Mozilla Firefox



The latest version or the next to the latest version must be used.


As of May 19, 2020, the latest version is **76.0**.

NOTE: Browser versions change frequently, and you are responsible for maintaining an up-to-date version of the browser. The list of current browser versions can be found on the BIBS website under Helpful Documents.

If your Firefox browser version is not the current latest version or the next to latest version, you will be denied access to BIBS starting July 28, 2020.

To determine what version of Firefox you are using:

- Open **Firefox**
- Click the **menu button** 
- Click 
- Select **About Firefox**
- When the **About Firefox** window appears, the **version number** will be listed underneath the Firefox name.
- If you PC is running the latest version of Firefox, you will see **Firefox is up to date** below the version number.



BCW Web Browser Versions and Update Instructions


Updated 6/4/2020

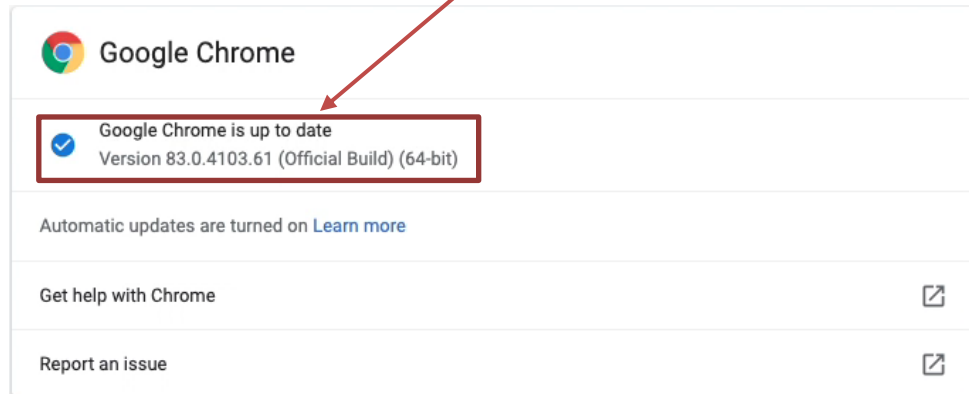
Google Chrome

The latest version or the next to the latest version must be used.
As of May 19, 2020, the latest version is **83** (Chrome Version 83.0.4103.61).

NOTE: Browser versions change frequently, and you are responsible for maintaining an up-to- date version of the browser. The list of current browser versions can be found on the BIBS website under Helpful Documents.
If your Chrome browser version is not the current latest version or the next to latest version, you will be denied access to BIBS starting July 28, 2020.

To determine the version of Google Chrome you have installed, you will need to view the **About** page as follows:

- a. Open **Chrome**
- b. Click the **Menu icon**  (The 3 dots at the top right corner of the Chrome window just below the **X** button that closes the window).
- c. In newer versions of Chrome, select **Help**, then select **About Google Chrome**.
- d. In older versions of Chrome, select **About Google Chrome** in the menu.
- e. When the **About Chrome** window appears, the **version number** will appear below the phrase *Get help with using Chrome*.
- f. If you PC is running the latest version of Chrome, you will see **Google Chrome is up to date** along with the version number.



BCW Web Browser Versions and Update Instructions

Updated 5/19/2020

Safari

This is the default web browser for iPhones and iPads.

The latest version or the next to the latest version must be used.

As of May 19, 2020, the latest version is **Safari 13.1**.

NOTE: Browser versions change frequently, and you are responsible for maintaining an up-to-date version of the browser. The list of current browser versions can be found on the BIBS website under Helpful Documents.

If your Safari browser version is not the current latest version or the next to latest version, you will be denied access to BIBS starting July 28, 2020.

Note: Apple doesn't support Safari for Windows, so Safari for Windows is NOT an acceptable browser to use to access BIBS.

To determine the version of Safari you have installed on your Mac

- Open your **Safari** web browser.
- Click on **Safari** in your Safari menu, located at the top of your screen next to the Apple logo.
- In the drop-down menu choose the option labeled **About Safari**.
- A dialog box will now appear containing the browser's version number.
 - The first number is the Safari version. (This should start with a **13** to be current.)
 - The number inside the parenthesis is the build version.

To determine the version of Safari you have installed on your iPhone or iPad

- From the Home Screen, tap **Settings > General > About**.
- The iOS version of your device should appear on this screen.
- The **browser's version number is the first number**, located outside of the parenthesis

